Kansas Animal Health News

Fall 2020

Looking back at a memorable 2020

It goes without saying that 2020 has been unprecedented, and the Kansas Department of Agriculture's Division of Animal Health (KDA–DAH) has not been immune. Like most organizations and businesses, KDA–DAH has leveraged the ability of our staff to work remotely. We were prepared and able to accomplish this back in March rather seamlessly. Today, we have a core group of staff who physically report to the KDA building, but most of the support staff and field staff are working from their home offices. I don't foresee this changing anytime soon.

KDA–DAH has responded to several different disease issues that haven't impacted us in several years. These range from a positive diagnosis of equine piroplasmosis, to our first case of chronic wasting disease in a farmed cervid operation and a vesicular stomatitis virus (VSV) outbreak — a disease that hasn't been experienced in Kansas for at least the last 30 years.

Our ability to respond and effectively react to such disease examples is highly dependent on the assistance we receive from Kansas veterinarians, livestock operations and industry.

KDA–DAH would like to give a heartfelt thank you to all our Kansas accredited veterinarians, particularly to those veterinarians who were instrumental in dealing with VSV. Their diligence in reporting suspicious signs, assisting with sample collection and submission, and facilitating the client education and communication was instrumental in effectively managing this outbreak and preventing it from becoming more impactful than it was.

We appreciate and thank you for all that you do in helping us protect the health of our Kansas livestock industries.

Justin Smith, DVM
Animal Health Commissioner

2020 FAD Investigations

Oct. 1, 2019-Sept. 30, 2020	*Positive*	*Negative*
Bovine		**29**
All samples were FMD negative.		
Blue Tongue	2	0
EHD	2	0
Parapox	1	0
VSV	6	23
Caprine		**2**
Foreign Parasite	0	1
VSV/FMD	0	1
Poultry (Chicken)		**2**
AI/New Castle	0	2
Equine		**244**
VSV	193	51
Ovine		**3**
Blue Tongue	1	0
VSV/FMD	0	3
Porcine		**3**
VSV/FMD/Seneca A	0	3
Rabbit		**3**
RHDV2	0	3

Kansas Department of Agriculture
Division of Animal Health

1320 Research Park Dr.
Manhattan, KS 66502
Phone: 785-564-6601
Fax: 785-564-6778
Hours: Mon-Fri 8:00-5:00

agriculture.ks.gov/animalhealth

Scrapie Sampling Quotas Decreased

Over 250 years ago, sheep owners noticed a condition where sheep would aggressively scrape wool from themselves, lose weight even though they continued to eat, then progressively become weaker and eventually become recumbent and die. Because of the characteristic scraping of wool, the disease become known as scrapie.

Transmission of scrapie occurs through the spread of infected placenta at the time a scrapie infected ewe (or doe) gives birth. The animals normally infected are that ewe's offspring and any other lambs of the same age group which come into contact with infected placental tissue.

For years, the control of scrapie was very difficult as there has been no reliable live test for scrapie. Diagnosis is normally made postmortem via the examination of lymphatic tissue and brainstem. Collection of brainstems and lymphatic tissue at slaughter plants remains the primary means of routine scrapie surveillance, which has been a challenge as there are few plants that kill adult sheep in the U.S. and even fewer that collect samples for scrapie surveillance.

Until recently, Kansas was required to collect 350 sheep samples/year to maintain their status with USDA as a scrapie consistent state. This allowed Kansas producers to continue to move sheep and goats interstate with minimal requirements and restrictions. Kansas has struggled to meet this number every year; only about 1/3 of the samples were collected each year by KDA–DAH and USDA field staff from a small slaughter plant in eastern Kansas. However, Kansas still relied heavily on other states to help obtain the necessary numbers. Our persistence finally paid off, though. Due to meeting sheep scrapie sampling quotas in recent years, USDA's Kansas sampling quotas will be lowered moving forward. Starting in 2021, Kansas must collect only 150 sheep samples per year to maintain their consistent state status.

Kansas COVID-19 Resources

KDA centralized its resources for COVID-19. To access the information, visit: www.agriculture.ks.gov/coronavirus . State of Kansas COVID-19 Response and Recovery information may be accessed at covid.ks.gov.

KDA Annual Exercise Modified

Like many other programs and activities, the 2020 Foreign Animal Disease Exercise scheduled for December has been significantly altered due to the challenges created by COVID-19.

The exercise, titled Lighthouse, will now be focused on the COVID-19 response and the agency's Continuity of Operations Plan (COOP). This exercise will be limited to only KDA staff this year. We sincerely appreciate your continued support of this exercise and we hope to be able to invite all our industry partners back in December of 2021.

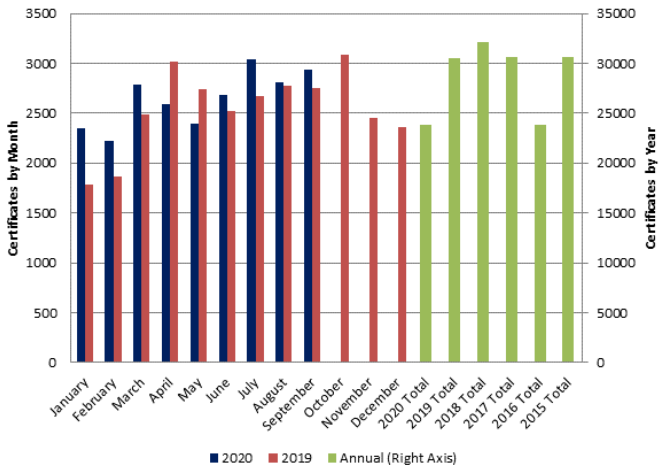

The 2020 vs. 2019 Animal Export Certificates graph shows the number of Certificates of Veterinary Inspection (CVI, health certificate) issued by month. It is interesting to note that despite many changes in the 2020 economy due to Covid-19, CVI numbers increased every month — except April and May — when comparing to 2019 CVI levels. April and May CVI numbers indeed decreased during those times when the tightest restrictions were experienced not only in Kansas, but also for many other states.

RFID Reader Cost Share Program

KDA–DAH is providing a cost share program for RFID readers to bovine practitioners in Kansas. In the cost share arrangement, KDA will provide 25% of the RFID reader cost (capped at $250). There are three reader options: Allflex Livestock Pocket Reader (LPR), Allflex AWR300 Stick Reader, and a free choice reader option.

The intent of this cost share program is to reach the largest portion of the Kansas cattle herd with RFID technology utilizing monies received through USDA ADT (Animal Disease Traceability) supplemental funding. The program continues until funding is depleted.

To learn more, contact Karaline Mayer, ADT coordinator, at Karaline.Mayer@ks.gov or 785-313-0266.

USDA's Free RFID Tags Continue

USDA confirmed it will continue distributing free low frequency RFID ear tags for the reproductive animals of the cow herd in 2021. Approximately one-half of Kansas' 2020 allocated 287,092 tags were requested by accredited veterinarians. The 2021 allocation began October 1, 2020.

Current tag contracts are through the manufacturers Allflex, DataMars, and Y-tex. Orders must still be placed by an accredited veterinarian. However, the limit of 1,000 tags per order has been removed.

For additional details and to order tags, contact:

Karaline Mayer — Karaline.Mayer@ks.gov, 785-313-0266

Kelly McDonald — Kelly.McDonald@usda.gov, 785-228-6579

Lindy Trapp — Lindy.Trapp@usda.gov, 785-250-7830

Vesicular Stomatitis Virus Outbreak

Since the first 2020 case in Kansas was confirmed on June 16, 2020, the Kansas Department of Agriculture's Division of Animal Health (KDA–DAH) has confirmed vesicular stomatitis virus (VSV) on 101 premises in 26 counties. Seven additional states also confirmed cases this year: Arizona, Arkansas, Missouri, Nebraska, Oklahoma and Texas.

KDA has actively responded to more than 270 premises with animals showing clinical signs consistent with VSV. All infected premises are placed on quarantine for a minimum of 14 days from the date the last affected animal on the premises developed lesions. Today, all VSV quarantines have been released.

VSV is a state reportable disease. Suspect VSV cases often involve crusted scabs, blisters, erosions, and sloughing of skin in the mouth, on the tongue, on the muzzle and ears, and above the hooves. For additional resources and to view the current status of VSV in Kansas, visit www.agriculture.ks.gov/VSV.

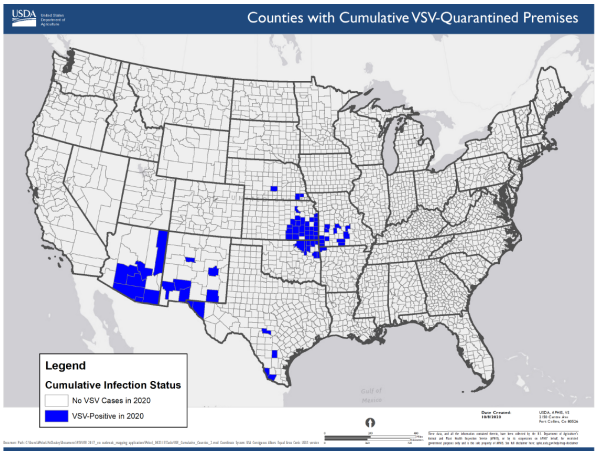

Updating Regulations

A public hearing was conducted October 13, 2020, to consider the adoption of proposed animal health regulations.

One proposed new regulation, K.A.R. 9-2-35, establishes the interstate entry requirement for sexually intact cattle or bison from Designated Surveillance Areas into Kansas. The other regulation, K.A.R. 9-3-9, removes the negative brucellosis test requirement for imported adult domesticated cervids and expands the import requirements for cervids to include reindeer and caribou.

The new regulations go into effect Friday, November 13, 2020.

Canine Brucellosis in Breeding Kennels

What is canine brucellosis?

Canine brucellosis is a contagious bacterial disease that can be detrimental to breeding operations without proper prevention and biosecurity. This disease causes abortions and stillbirths within females and epididymitis, prostatitis, orchitis and sperm abnormalities in males.

Canine brucellosis is transferred between dogs through the vaginal discharges and secretions from an infected female and semen in males. It can also be shed through urine, saliva, nasal and ocular secretions, and feces. This means the organism can be transmitted between dogs that are in close contact even without mating.

Puppies that are whelped from an infected mom can be infected in utero or by ingesting the infected milk and can shed the disease throughout their life.

It is important to know that canine brucellosis is zoonotic. Infection in humans is rare and may result in flu-like symptoms.

Canine brucellosis is reportable in the state of Kansas per K.S.A. 47-622. Should your facility receive a positive test of canine brucellosis, it should be reported immediately to the Animal Health Commissioner. Usually, this is reported by the veterinarian, the testing laboratory and the animal owner.

Best practices

In order to prevent the introduction of canine brucellosis into a kennel, all incoming animals should undergo a serology test and not be introduced into the population until testing is complete. It is recommended that two serological tests be performed.

Good cleaning practices are also a way of prevention. Proper usage of disinfectants and proper routine removal of waste will lower the chances of transmission. Ongoing biosecurity is crucial. This includes good hygiene, use of personal protective equipment at appropriate times such as during whelping and handling abortions, and avoiding contact with urine, vaginal secretions and other sources of the organism.

It is also good practice to routinely perform screening tests of the full population at least annually. And finally, work with your kennel veterinarian to limit your exposure to this disease.

KDA involvement

When the Animal Health Commissioner receives notification of a positive canine brucellosis case, the commissioner or an authorized representative will contact the kennel owner and the veterinarian to gather more information.

The commissioner or their authorized representative will work to develop a plan for eradication of the disease in the kennel in cooperation with the veterinarian and owner. Dependent on exposure, time frame, and biosecurity and/or cleaning measures in place, an official quarantine may be issued for the kennel.

How to report a positive canine brucellosis animal

To report canine brucellosis or any other reportable disease, please notify the Animal Health Commissioner by calling the KDA–DAH at 785-564-6601.

Reference: http://www.cfsph.iastate.edu/Factsheets/pdfs/brucellosis_canis.pdf

Over 1,800 animals were shown this year by almost 800 youth at the Kansas Junior Livestock Show in Hutchinson in September. KDA–DAH staff's main areas of support for the event include checking in livestock and blood testing champion and reserve champion animals.

2021 AFI License Year

The 2021 Animal Facilities Inspection (AFI) Program license year has started. Renewal notices were sent in early August and due by September 30, 2020. All 2020 licenses not renewed are overdue. The license year for the program begins October 1 and ends September 30 annually.

To renew your license online, follow this link: https://www.kellysolutions.com/ks/erenewals/login.asp.

Printable applications and forms are located on the website: www.agriculture.ks.gov/AHforms.

Questions? Contact our office at 785-564-6605.

Secure Beef Supply Expanding Impact

At a Glance

Momentum has been growing within the Secure Food Supply program throughout the last year. Kansas beef, milk and pork producers are working alongside State Animal Health Officials to build enhanced biosecurity plans in preparation for a foreign animal disease (FAD) outbreak.

The impact of an FAD outbreak would be detrimental to the Kansas agriculture economy. The Secure Food Supply plans are designed to aid in the prevention of disease entering a herd and provide eligibility to receive a permit to move animals during the crisis.

A Secure Beef Supply plan incorporates all inputs and outputs of an operation. Inputs include feed, veterinarian visits, semen, employees, vehicles, and anything else that might enter the premises. Outputs include anything leaving the premises. In the written plan, producers also identify all personnel who will be involved in carrying out biosecurity measures.



SBS in Kansas

Currently, Kansas has 47 feed yards secured and within those feed yards 1,394,000 head of cattle. The Secure Beef Supply plans also address cow-calf operations and cattle on pasture. While cow-calf pairs would not be considered priority during the first 72 hours of a stop movement order, it is still vital to continue education for enhanced biosecurity practices on those operations. These plans have minor modifications from the plans targeted toward cattle in pens, but still demonstrate effective biosecurity practices. Biosecurity should be practiced at all levels of production to prevent spreadable diseases from expanding their reach.

Get Involved

Developing a Secure Food Supply plan in Kansas looks different for all producers. Some have worked with their veterinarians, while others have worked directly with the state Animal Health Planner to complete the process. KDA is dedicated to being the most prepared, should we ever face a foreign animal disease. If you would like to get involved in a SFS program please contact your veterinarian, visit www.securebeef.org, or contact Emily Voris, Animal Health Planner, at Emily.Voris@ks.gov or 785-210-7741.

Bovine Tuberculosis Surveillance Program

As part of the national bovine tuberculosis (TB) program, granulomas seen at slaughter are submitted for TB testing to the National Veterinary Services Laboratory in Ames, Iowa.

An estimated 4,745 granulomas from 163 federally inspected establishments were submitted during the past federal fiscal year. Overall, 1.8 granulomas were submitted per 2,000 adult cattle (culled dairy and beef cows and bulls) slaughtered. Of these cases that were submitted, TB was confirmed in nine cases (6 two+ year old cows, 3 feeder cattle).

TB is confirmed by polymerase chain reaction (PCR) testing of formalin-fixed and direct PCR and culture of fresh tissue. Epidemiological tracing is then conducted on all slaughter surveillance positive cases to determine herd of origin and exposure.

Live animal testing of cattle is another component of the national TB surveillance program in cattle and bison. During October 1, 2019, through August 31, 2020, a total of 731,141 caudal fold tuberculin skin tests (CFT) of cattle and bison were reported, with 13,028 responders (1.8 percent, 46 states and one territory reporting, data not available for four states).

Breaking it down:

- 1 cow — traced to a beef herd in Nebraska. The herd was found to be affected and the entire herd was depopulated.
- 1 cow — traced to a large Texas/Oklahoma dairy complex. The whole herd was tested for TB and no other positive animals have been confirmed to date.
- 2 cows — traced to Texas herds. The whole herds were tested for TB and no other positive animals have been confirmed to date.
- 1 cow — traced to a 600 head ranch in Texas which was divided into four separate units over two counties. The index animal in the herd was a 12-year-old home-raised beef cow.
- 1 cow — traced to a Texas feedlot and investigation is still pending.
- 2 feeder cattle — Mexican origin.
- 1 heifer — domestic origin, traced to Oklahoma. The investigation is still pending.